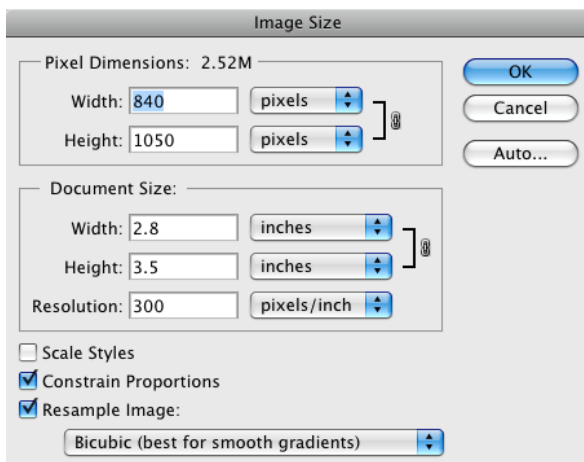


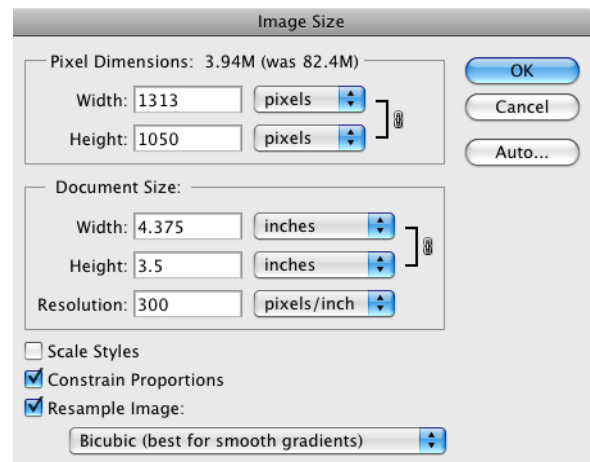
Print Competition October 19, 2009
Cromwell Marriott
Please Email Files to me by Saturday Oct 17th

Basic File Information

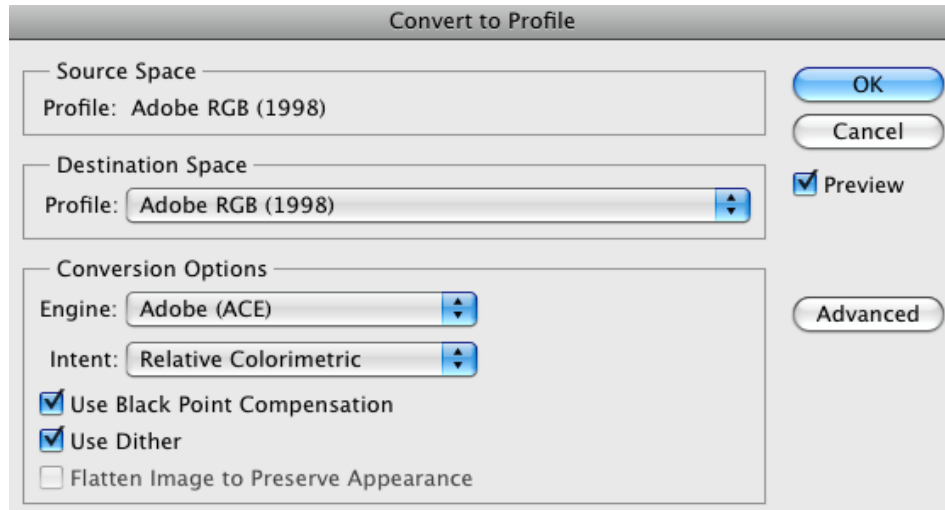
1. The canvas size of your print is in a standard 4 x 5 inch proportion for the lab to print, usually 16 x 20 at either 240 or 300 ppi. This includes the matt area and borders. This will be resized using the pixel dimensions. See below.
2. The monitor we're using is an EIZO 21 inch and has a native pixel dimension of 1680 pixels x 1050 pixels at millions of colors.
3. The size of a horizontal print is 1313 pixels wide x 1050 pixels high in an Adobe 1998 color space.
4. The vertical print size will be 1050 pixels high x 840 pixels wide in the Adobe 1998 color space.
5. (Do not apply any curve or adjustment that darkens image that compensated for the light intensity when prints are viewed.)



Vertical Image

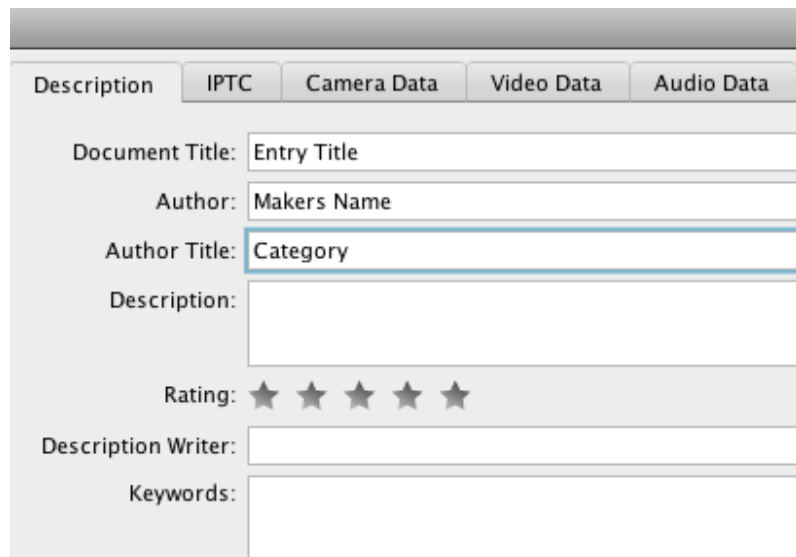


Horizontal Image

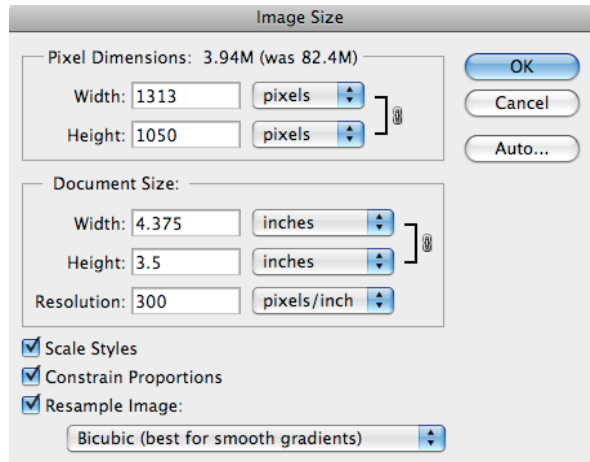
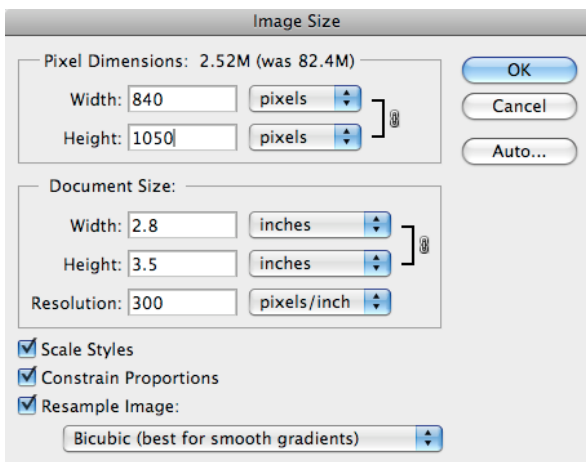
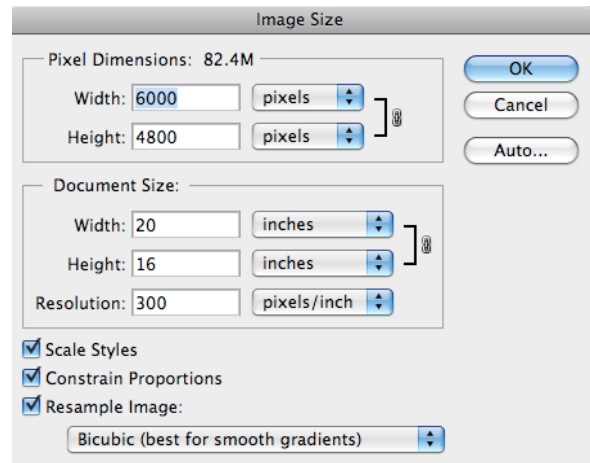
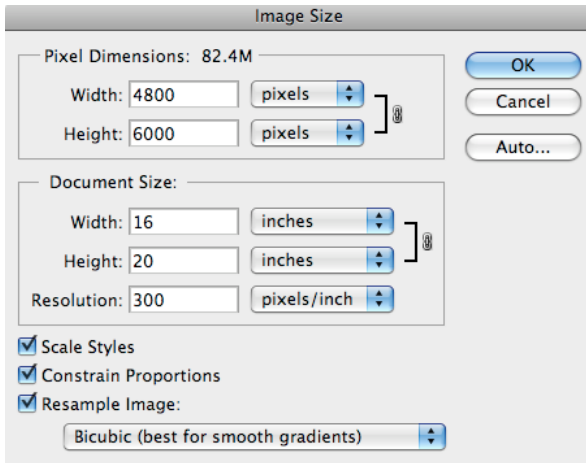


Color Profile Info

In Photoshop use the File>Info>Description window to supply us with the information about the image. The name of your image will be the file name as well as being inserted in the file info box where it say “Document Title”, The “Author” window is where you will insert the your name. The “Author Title” will be where you insert the category the image will be entered in. Please try to be grammatically correct when typing your titles, capitals where needed, spaces, and try to keep title of appropriate length. Also please make an effort to get your payment to us if you are not able to attend.



File Naming, Maker, Category



Vertical

Horizontal

If you need more specifics you can contact me at:

m.w.brendel@comcast.net or

860.989.3315

Thanks,

Print Chair,
Mark Brendel
151 Elm Hill Rd
Vernon, CT 06066